

AS5966

SAE Technical Standards Board Rules provide that: "This report is published by SAE to advance the state of technical and engineering sciences. The use of this report is entirely voluntary, and its applicability and suitability for any particular use, including any patent infringement arising therefrom, is the sole responsibility of the user." SAE reviews each technical report at least every five years at which time it may be reaffirmed, revised, or cancelled. SAE invites your written comments and suggestions.

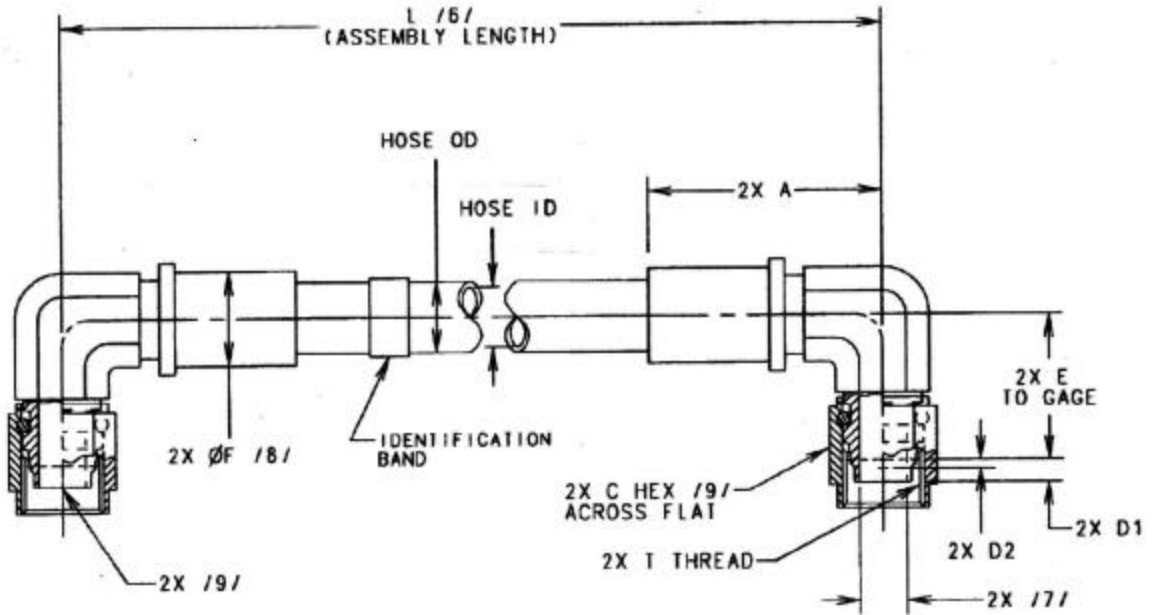


FIGURE 1 - HOSE ASSEMBLY DIMENSIONS

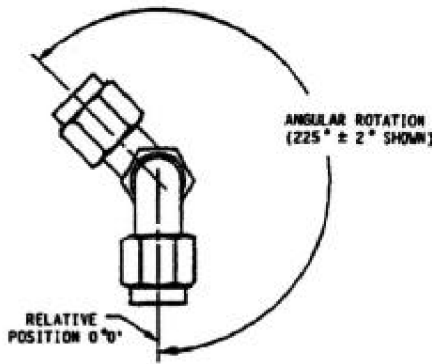


FIGURE 2 - FITTING ORIENTATION / 17/

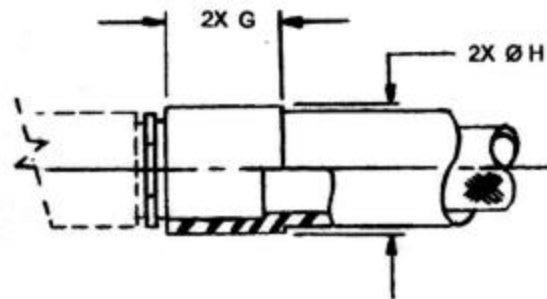


FIGURE 3 - INTEGRAL FIRESLEEVECUFF / 13/

CUSTODIAN: SAE G-3/G-3D

PROCUREMENT SPECIFICATION: AS5960 /2/

**SAE Aerospace**  
An SAE International Group

**AEROSPACE STANDARD**

HOSE ASSEMBLY, POLYTETRAFLUOROETHYLENE  
CRES BRAID REINFORCED, 400 °F, 5080 PSI  
FLARELESS, 90° ELBOW TO 90° ELBOW

**AS5966**  
SHEET 1 OF 5

TABLE 1 - HOSE ASSEMBLY DIMENSIONS

HOSE ASSEMBLY AS5966 SIZE CODE	SIZE	THREAD T PER AS8879	A MAX	Ø B GAGE BASIC	C HEX	(D1) /9/	(D2) /9/
E	.250	.4375-28UNJEF-3B	2.78	.2930	.56	.16	.055
G	.375	.5625-24UNJEF-3B	3.05	.4120	.69	.16	.055
H	.500	.7500-20UNJEF-3B	3.39	.5600	.88	.19	.066
J	.625	.8750-20UNJEF-3B	3.69	.6730	1.00	.20	.066
K	.750	1.0625-18UNJEF-3B	4.05	.8100	1.25	.23	.066
M	1.000	1.3125-16UNJ-3B	4.92	1.0620	1.50	.30	.066
N	1.250	1.6250-16UNJ-3B	5.31	1.3160	1.81	.30	--

TABLE 1 - HOSE ASSEMBLY DIMENSIONS (CONTINUED)

HOSE ASSEMBLY AS5966 - SIZE CODE	SIZE	E MIN	E MAX	Ø F MAX /8/	BALL SIZE MIN THRU IN /7/
E	.250	.74	.87	.88	.113
G	.375	.81	.94	1.00	.192
H	.500	.99	1.12	1.20	.281
J	.625	1.14	1.34	1.41	.349
K	.750	1.35	1.55	1.69	.434
M	1.000	1.57	1.77	2.00	.638
N	1.250	1.74	1.94	2.25	.786

TABLE 2 - HOSE AND SLEEVE OUTSIDE DIAMETER /10/

SLEEVE CODE	SLEEVE MATERIAL	TEMP LIMIT °F	TOLERANCE	SIZE .250	SIZE .375	SIZE .500	SIZE .625	SIZE .750	SIZE 1.000	SIZE 1.250
-	(-) INDICATES HOSE ONLY NO SLEEVE (SEE AS5960) REF	400°F	MAX MIN	.510 .450	.620 .560	.760 .700	.960 .835	1.120 .995	1.430 1.305	1.685 1.560
C	FIRE SLEEVE (AS1072 SIL-FG) (15 MIN) /11/ /12/ /14/	400°F	MAX MIN	.970 .810	1.090 1.000	1.220 1.060	1.500 1.260	1.590 1.470	1.950 1.780	2.190 1.940
F	ABRASION SLEEVE SHRINK-ON (POLYOLEFIN AS1073-CODE B) /16/	275°F	MAX MIN	.560 .480	.700 .590	.910 .760	1.045 .895	1.205 1.080	1.530 1.370	1.785 1.660
H	FIRE SLEEVE, INTEGRAL SILICONE (15 MIN) /14/	400°F	MAX MIN	.815 .755	.940 .880	1.060 1.000	1.200 1.075	1.420 1.295	1.740 1.615	2.000 1.875
K	INTEGRAL ABRASION SLEEVE (BRAIDED POLYESTER) /15/	300°F	MAX MIN	.590 .530	.710 .650	.860 .735	1.065 .885	1.205 1.130	1.530 1.405	1.815 1.690

TABLE 3 - HOSE ASSEMBLY LENGTH TOLERANCE

HOSE ASSEMBLY LENGTH	TOLERANCE
UNDER 18 in	±.125 in
18 TO 36 in EXCLUSIVE	±.250 in
36 TO 50 in EXCLUSIVE	±.500 in
50 in AND OVER	± 1%

TABLE 4 - WEIGHT (MAX)

HOSE OR SLEEVE CODE	HOSE OR TYPE SLEEVE	UNITS	SIZE	SIZE	SIZE	SIZE	SIZE	SIZE	SIZE
			.250	.375	.500	.625	.750	1.000	1.250
-	HOSE ONLY (SEE AS5960) REF	LB/IN	.022	.037	.046	.070	.105	.170	.220
C	TUBULAR FIRESLEEVE AS1072 (15 min)	LB/IN	.017	.020	.022	.030	.035	.040	.042
F	ABRASION SLEEVE (AS1073-CODE B)	LB/IN	.003	.004	.005	.006	.008	.010	.015
H	FIRESLEEVE INTEGRAL SILICONE ON HOSE (15 min)	LB/IN	.040	.060	.070	.095	.140	.220	.265
K	ABRASION SLEEVE, POLYESTER ON HOSE	LB/IN	.025	.040	.050	.070	.110	.180	.230
NONE	FIRESLEEVE CLAMP	LB/EA	.020	.025	.025	.025	.032	.032	.035
NONE	FITTING END (90° ELBOW) /18/	LB/EA	.066	.116	.198	.300	.360	.670	1.030

TABLE 5 - INTEGRAL FIRESLEEVE CUFF DIMENSIONS /13/

HOSE SIZE	G MAX	H Ø MAX
04	2.56	1.04
06	2.68	1.17
08	2.88	1.29
10	3.32	1.45
12	3.38	1.65
16	3.38	1.98
20	3.81	2.23

## NOTES:

## 1. MATERIALS:

- a. HOSE AND FITTINGS - PER AS5960.
- b. THE COLLARS/SOCKETS MAY BE STAINLESS STEEL.
- c. SLEEVES - SEE APPLICABLE STANDARDS, TABLE 2.

- /2/ THIS HOSE ASSEMBLY SHALL BE QUALIFIED IN ACCORDANCE WITH PROCUREMENT SPECIFICATION AS5960. USERS OF THIS STANDARD SHALL PROCURE THE PRODUCT FROM ACCREDITED MANUFACTURERS, OR ACCREDITED DISTRIBUTORS, AS LISTED IN THE PERFORMANCE REVIEW INSTITUTE (PRI) QUALIFIED PRODUCTS LIST PRI-QPL-AS5960 FOR THIS STANDARD WHEN ISSUED. PRIOR TO PRI-QPL ISSUANCE, USERS OF THIS STANDARD ARE ADVISED TO CONTROL SOURCE APPROVAL(S) BY STANDARD PAGE SUPPLEMENT SHEET OR SIMILAR MEANS. WHEN ISSUED, REFER TO <http://www.pri.sae.org/as5960> FOR CURRENT PRI-QPL ONLINE.